

NATIONAL CENTRE FOR CELL
SCIENCE, PUNE

STATEMENT OF ACCOUNTS

FOR THE YEAR ENDING
31ST MARCH 2014.

STATUTORY AUDIT REPORT

2013-2014

OF

**NATIONAL CENTRE FOR CELL SCIENCE,
PUNE**

MARATHE PADHYE & ATHALYE

CHARTERED ACCOUNTANTS

Om Apartments, 2B, Shukrawar Peth,
Subhashnagar, Lane 6,
Pune 411002


Auditor's Report

We have Audited the attached Balance Sheet of National Center for Cell Science, situated at NCCS complex, Pune University Complex, Ganeshkhind Road, Pune – 411007, as at 31st March 2014 and the annexed Income and Expenditure Account for the year ended on that date along with the Receipts and Payments Account for the year ended on the date prepared as per the common format of accounts for all Autonomous Institutes as per letter No.BT/MED/NCCS/ADMN/2002 dated June 10th 2002, of Department of Biotechnology, New Delhi and Comptroller & Auditor General of India letter No. OA-VII(MISC/CORRES/2002-03-1165) dated 16th October 2002. These financial statements are the responsibility of the Center's management. Our responsibility is to express an opinion on these financial statements based on our Audit.

We conducted our Audit in accordance with Auditing standards generally accepted in India. Those standards require that we plan and perform the Audit to obtain reasonable assurance about whether the financial statements are free of material misstatements. An Audit includes examining, on a test basis, evidence supporting the amounts and disclosures in the financial statements. An Audit also includes assessing the accounting principles used and significant estimates made by the management, as well as evaluating the overall financial statement presentation. We believe that our Audit provides a reasonable basis for our opinion.

We report that:


- 1) We have obtained all the information and explanations, which to the best of our knowledge and belief were necessary for the purpose of our Audit.
- 2) The Balance Sheet, Income and Expenditure Account and the Receipts and Payments Account dealt with by the report are in agreement with the books of accounts.
- 3) In our opinion and to the best of our information and according to the explanations given to us, subject to our comments in annexure to this report, the said accounts give a true and fair view.
 - (i) In the case of the Balance Sheet, of the state of affairs of the Centre as at 31st March 2014
 - (ii) In the case of the Income and Expenditure Account, of the deficit for the year ended on the date; and
 - (iii) In the case of the Receipts and Payments Account for the year ended on that date



Annexure Referred to in paragraph 3 of our Audit report of even date

1. As informed to us, the fixed assets register is being maintained and the physical verification of fixed assets has been conducted during 2013-14 by the management. Fixed assets are subject to physical verification and reconciliation with the fixed asset register.
2. As informed to us, the land on which the NCCS complex is situated is owned by the State Government. Agreement for the ground rent / lease rent payable, if any, for the use of land is not entered into and no provision in respect of the same has been made.
3. Interest earned on investment of capital grants has been credited to the Income and Expenditure Account.
4. Unspent grants and receivable in respect of Projects are subject to confirmation from the granting authorities, reconciliation and consequential adjustments, if any.
5. Current Liabilities are subject to confirmation, reconciliation and consequential adjustments, if any.

For MARATHE PADHYE & ATHALYE
Chartered Accountants,



Milind S. Padhye
Partner

Place: Pune
Date: 21/08/2014

NATIONAL CENTRE FOR CELL SCIENCE, PUNE - 411 007.

SCHEDULES FORMING PART OF BALANCE SHEET AS ON 31.03.2014

BALANCE SHEET AS AT 31.03.2014

CORPUS/CAPITAL FUND AND LIABILITIES	Schedule	Amount (Rs.)	
		2013-14	2012-13
CORPUS/CAPITAL FUND	1	89,64,39,642.85	96,43,50,273.51
GENERAL RESERVE	2	3,57,13,367.24	3,13,34,954.33
EARMARKED/ENDOWMENT FUNDS	3	6,29,56,628.46	13,95,24,194.20
CURRENT-LIABILITIES & PROVISIONS	4	9,91,46,492.81	9,22,01,100.12
Total		1,09,42,56,131.36	1,22,74,10,522.16
ASSETS			
FIXED ASSETS	5	90,45,32,564.65	91,73,56,949.35
INVESTMENTS - OTHERS	6	1,000.00	1,000.00
CURRENT ASSETS, LOANS, ADVANCES	7	18,97,22,566.71	31,00,52,572.81
MISCELLANEOUS EXPENDITURES (to the extent not written off or adjusted)			
Total		1,09,42,56,131.36	1,22,74,10,522.16
SIGNIFICANT ACCOUNTING POLICIES	15		
CONTINGENT LIABILITIES AND NOTES ON ACCOUNTS	16		

The above Balance Sheet to the best of our Knowledge & belief contains a True Account of the Funds and Liabilities of the Property and Assets of National Centre for Cell Science

subject to our report of even date
For Marathe Padhye & Athalye
Chartered Accountants

Sunil M. Hendre

Accounts Officer
NCCS

SUNIL M. HENDRE
Officer 'C' (Accounts)
N.C.C.S., Pune-7.


Shekhar C. Mande

Director
NCCS

शेखर चिं. मांडे, पीएच.डी.
निदेशक, एनसीसीएस, पुणे.
Shekhar C. Mande, Ph.D.
Director, NCCS, Pune.

Partner

Partner



NATIONAL CENTRE FOR CELL SCIENCE, PUNE - 411 007.

SCHEDULES FORMING PART OF BALANCE SHEET AS ON 31.03.2014

INCOME AND EXPENDITURE ACCOUNTS FOR THE YEAR ENDED 31.03.2014

INCOME	Schedule	Amount (Rs.)	
		2013-14	2012-13
INCOME FROM SALES/SERVICE	8	✓ 26,36,053.00	17,76,657.00
GRANTS/SUBSIDIES	9	✓ 23,00,00,000.00	25,50,00,000.00
FEES/SUBSCRIPTIONS	10	✓ 1,37,000.00	4,92,000.00
INTEREST EARNED	11	✓ 15,45,072.04	74,63,957.87
OTHER INCOME	12	✓ 19,71,160.00	26,68,904.00
TOAL (A)		23,62,89,285.04	26,74,01,518.87
EXPENDITURE			
ESTABLISHMENT EXPENSES	13	✗ 11,09,14,456.00	✓ 10,71,46,920.50
OTHER ADMINISTRATIVE EXPENSES	14	✗ 13,21,22,820.00	16,05,98,567.00
DEPRECIATION		✗ 8,85,41,981.56	✓ 9,17,89,616.25
ASSETS WRITTEN OFF.		✗ 26,20,658.14	-
TOTAL (B)		33,41,99,915.70	35,95,35,103.75
BALANCE BEING SURPLUS/(DEFICIT) CARRIED TO			
CORPUS/CAPITAL FUND		(9,79,10,630.66)	(9,21,33,584.88)
SIGNIFICANT ACCOUNTING POLICIES	15		
CONTINGENT LIABILITIES AND NOTES ON ACCOUNTS	16		

Note : We hereby certify that the above Income & Expenditure account is correct to the best of our knowledge and belief.

subject to our report of even date
For Marathe Padhye & Athalye

Accounts Officer
NCCS




SUNIL M. HENDRE
Officer 'C' (Accounts)
N.C.C.S., Pune-7.

Director
NCCS



शेखर चिं. मांडे, पीएच.डी.
निदेशक, एनसीसीएस, पुणे.
Shekhar C. Mande, Ph.D.
Director, NCCS, Pune.

Partner


NATIONAL CENTRE FOR CELL SCIENCE, PUNE - 411 007.

SCHEDULES FORMING PART OF BALANCE SHEET AS ON 31.03.2014

SCHEDULE 1 - CORPUS/CAPITAL FUND

(Amount-Rs.)

Particulars	2013-14	2012-13
SCHEDULE 1- CORPUS/CAPITAL FUND:		
Balance at the beginning of the year	96,43,50,273.51	1,03,94,83,858.39
Add /(Deduct) : Balance of net income /(expenditure)	-	-
Deduct : Capital grants written off	-	-
	96,43,50,273.51	1,03,94,83,858.39
Add : Contribution towards Capital Fund	3,00,00,000.00	1,70,00,000.00
	99,43,50,273.51	1,05,64,83,858.39
Add/(Deduct) : Bal. Of net income/(expenditure) transferred from the Income and Expenditure A/c.	-9,79,10,630.66	-9,21,33,584.88
BALANCE AS AT THE YEAR - END	89,64,39,642.85	96,43,50,273.51




NATIONAL CENTRE FOR CELL SCIENCE, PUNE - 411 007.

SCHEDULES FORMING PART OF BALANCE SHEET AS ON 31.03.2014

SCHEDULE 2 -GENERAL RESERVE

Amount (Rs.)

Particulars	2013-14	2012-13
Interest Received on Project Bank Account	3,57,13,367.24	3,13,34,954.33
Grand Total	3,57,13,367.24	3,13,34,954.33




NATIONAL CENTRE FOR CELL SCIENCE, PUNE - 411 007.

SCHEDULES FORMING PART OF BALANCE SHEET AS ON 31.03.2014


SCHEDULE-3 EARMARKED/ENDOWMENT FUNDS

(Amount-Rs.)


No.	Name of the project	Name of P.I.	Funding Agency	Opg. Bal.	Additions			Utilization/Expenditure			Balance
					Grants Recd.	Interest & Other Receipts	Total	Capital	Revenue	Total	
				A	B	C	A+B+C		D	A+B+C-D	
1	A.S. Piramal Life Science	Dr. Shiras		8,58,262.00	-	-	8,58,262.00	-	8,10,753.00	8,10,753.00	47,509.00
2	Understanding cancer stem cell - endothelial niche interactions in Gliomas	Dr. Shiras	AS/BT/PR-4271/MED/31/145/2012-D.B.T.	7,04,113.00	-	-	7,04,113.00	-	1,53,633.00	1,53,633.00	5,50,480.00
3	Identification of biomarkers for diagnosis and prognostication	Dr. Shiras	AS/BT/PR-14258/MED/30/436/2010-D.B.T.	2,23,402.00	-	-	2,23,402.00	-	2,27,485.00	2,27,485.00	(4,083.00)
4	Studies on species specificity in poxviral complement regulators	Dr. Sahu	AS/BT/PR15155/MED/29/248/2011-D.B.T.	5,19,490.00	10,76,920.00	-	15,96,410.00	-	7,70,645.00	7,70,645.00	8,25,765.00
5	Soluble mediators of the immune system against Aspergillus fumigatus	Dr. Sahu	AS/DST/ID-02/2013-I.F.C.P.A.R.	-	18,48,899.00	-	18,48,899.00	-	-	-	18,48,899.00
6	Astrobiology Balloon Experiment	Dr. Shouche	Astrobiology Balloon Experiment ISRO/ABE-I.S.R.O.	4,395.00	-	-	4,395.00	-	4,395.00	4,395.00	-
7	Avra Laboratories Pvt., Ltd.	Dr. Mitra	Avra Laboratories Pvt., Ltd.	1,55,280.00	-	-	1,55,280.00	-	-	-	1,55,280.00
8	Bank Charges			(5,876.00)	5,876.00	-	-	-	-	-	-
9	Establishment of Microbial Culture Collection	Dr. Shouche	MCC / B.R.C.-D.B.T.	5,03,60,554.00	4,92,79,378.00	9,01,470.20	10,05,41,402.20	2,33,33,229.00	4,05,90,974.00	6,39,24,203.00	3,66,17,199.20
10	British Council	Dr. Shouche	British Council	6,11,688.00	-	-	6,11,688.00	-	1,34,743.00	1,34,743.00	4,76,945.00
11	Binding	Dr. Galande		(9,355.00)	-	-	(9,355.00)	-	(9,355.00)	(9,355.00)	-
12	Immunomodulatory role of Arabinosylated Lipoarabinomannan against Visceral Leishmaniasis	Dr. Saha	BS/BT/PR-14435/MED/29/201/2010-D.B.T.	28,350.00	3,61,900.00	-	3,90,250.00	-	7,59,753.00	7,59,753.00	(3,69,503.00)
13	Identification of the hot cell factors responsible for survival and death of Leishmania	Dr. Saha	BS/BT/PR-718/MED/29/301/2011-D.B.T.	2,32,466.00	-	-	2,32,466.00	-	8,07,104.00	8,07,104.00	(5,74,638.00)
14	Studies on Inter-TLR Regulation of TLR expression and function	Dr. Saha	BS/BT/PR3288/BRB/10/966/2011-D.B.T.	17,59,798.00	22,40,500.00	-	40,00,298.00	-	28,60,144.00	28,60,144.00	11,40,154.00
15	Host phosphatases and kinases participating in CD40	Dr. Saha	BS/BT/PR7505/MED/29/674/2012-D.B.T.	-	5,60,000.00	-	5,60,000.00	-	5,96,468.00	5,96,468.00	(36,468.00)
16	Inspire Faculty Award	Dr. Mukherjee	DST/Inspire Faculty Award/2012/LSBM-37-DST	-	19,00,000.00	-	19,00,000.00	-	15,75,977.00	15,75,977.00	3,24,023.00
17	DNA Barcoding of butterflies from Western Ghat	Dr. Shouche	Butterflies-BT/PR8351/NDB/51/138/2006-D.B.T.	6,029.00	-	-	6,029.00	-	598.00	598.00	5,431.00
18	DBT Programme support for Research on Immunotherapy of cancer and leishmaniasis	Dr. Saha	Cancer-BT/01/COE/06/20-D.B.T.	69,952.00	-	-	69,952.00	-	47,581.00	47,581.00	22,371.00
19	CD40 clustering on membrane and perturbation by Leishmania	Dr. Saha	CD-40 Clustering-BT/PR11930/MED/29/125/2009-D.B.	1,41,379.00	-	-	1,41,379.00	-	21,856.00	21,856.00	1,19,523.00




No.	Name of the project	Name of P.I.	Funding Agency	Opg. Bal.	Additions			Utilization/Expenditure			Balance
					Grants Recd.	Interest & Other Receipts	Total	Capital	Revenue	Total	
				A	B	C	A+B+C			D	A+B+C-D
20	Chem Biotech			1,17,500.00	-	-	1,17,500.00	-	1,17,500.00	1,17,500.00	-
21	Cloning, expression & production of haemeproteins by yeast in fermenters	Dr. Shouche	Clone-BT/PR5380/PID/20/202/2004-D.B.T.	16,775.00	-	-	16,775.00	-	16,560.00	16,560.00	215.00
22	Characterization of hox complex and regulatory elements	Dr. Shouche	Complex-BT/PR9671/BRB/10/570/2007-D.B.T.	2,372.00	-	-	2,372.00	-	2,372.00	2,372.00	-
23	Role of vaccinia virus complement control protein in the viral pathogenesis	Dr. Sahu	Control-BT/PR7683/MED/14/1062/2006-D.B.T.	2,30,592.00	-	-	2,30,592.00	1,95,625.00	34,967.00	2,30,592.00	-
24	Role of Splice Tumor	Dr. Kundu	CSIR/27(0213)-CSIR	1,63,016.00	-	-	1,63,016.00	-	1,63,016.00	1,63,016.00	-
25	DBT Overseas Associateship - Dr. Patole	Dr. Patole	DBT Overseas Associateship -D.B.T.	313.00	-	-	313.00	-	-	-	313.00
26	DBT PDF Prog.			10,65,817.00	7,62,400.00	-	18,28,217.00	-	13,32,782.00	13,32,782.00	4,95,435.00
27	Characterization of anti-HIV properties of Acaciaside-B	Dr. Mitra	DBT/PR10597/MED/29/75-D.B.T.	1,02,087.00	64,400.00	-	1,66,487.00	-	1,66,487.00	1,66,487.00	-
28	Exploring the potential of TF antigen binding property of lectin	Dr. P Shastry	DBT/11017/Effect-D.B.T.	1,86,279.00	-	-	1,86,279.00	-	1,86,279.00	1,86,279.00	-
29	Stromal Cell Biology Creation	Dr. Kale	DBT/11155/BM - Dr. Kale	4,37,681.00	-	-	4,37,681.00	-	4,91,995.00	4,91,995.00	(54,314.00)
30	Isolation and characterization of primary and secondary metabolites	Dr. Shouche	DBT/11553/Metabolics - D.B.T.	1,82,000.00	-	-	1,82,000.00	-	1,82,000.00	1,82,000.00	-
31	Detection of minimal residual disease in acute leukemia by molecular methods	Dr. Kale	DBT/9827/Detection-D.B.T.	25,133.00	-	-	25,133.00	-	25,133.00	25,133.00	-
32	Prognostic evaluation of the E-box binding transcription factors	Dr. Bapat	DBT/Indo-Finnish/25/SB/2009-D.B.T.	9,30,546.00	-	-	9,30,546.00	-	9,30,546.00	9,30,546.00	-
33	Epigenetic mechanism in ovarian cancer	Dr. Bapat	SB/BT/11465	(1,12,135.00)	-	-	(1,12,135.00)	-	3,59,282.00	3,59,282.00	(4,71,417.00)
34	P53 interacting protein SMAR1 modulates P53 function by direct phosphorylation	Dr. Samit	Discovery-BT/PR3907/BRB/10/326/2003-D.B.T.	670.00	-	-	670.00	-	670.00	670.00	-
35	Studies on Modulation of Heat Shock	Dr. Mitra	DM/BT/PR-14226-D.B.T.	3,15,118.00	-	-	3,15,118.00	-	7,48,607.00	7,48,607.00	(4,33,489.00)
36	Structure based discovery of novel antiviral molecules	Dr. Mitra	DM/BT/PR-14237/MED/29/196/2010-D.B.T.	2,35,704.00	-	-	2,35,704.00	-	2,35,704.00	2,35,704.00	-
37	Identification of Anti-HIV activity in one homeopathic sample IMAID 30c (HIV nosode)	Dr. Mitra	DM/HOMO/2011-Homeopathy India Ltd.	34,913.75	-	-	34,913.75	-	-	-	34,913.75
38	Identification of novel cellular targets and new lead molecules to inhibit HIV-1 infection	Dr. Mitra	DM/BT/HRD/35/01/03/2011-D.B.T.	3,64,550.00	-	-	3,64,550.00	-	4,04,818.00	4,04,818.00	(40,268.00)
39	The role of endocytosis in regulation of stem cell functions	Dr. Deepa	IA/12/1/500507-Wellcome Trust	-	71,71,568.00	-	71,71,568.00	-	57,84,623.00	57,84,623.00	13,86,945.00
40	Project Management Unit for Microbial Mission on screening of Bio-molecules	Dr. Shouche	Ecological (P.M.U.)-BT/PR9712/NDB/52/91/2007-D.B.T.	5,59,803.00	-	-	5,59,803.00	-	-	-	5,59,803.00



No.	Name of the project	Name of P.I.	Funding Agency	Opg. Bal.	Additions Grants Recd.	Interest & Other Receipts	Total	Utilization/Expenditure		Total	Balance
								Capital	Revenue		
				A	B	C	A+B+C			D	A+B+C-D
41	Biotechnological Exploration of alkalophilic microbial communities from an extreme habitat	Dr. Shouche	Exploration-BT/IN/FRG/09/YSS/2008-D.B.T.	4,08,717.00	-	-	4,08,717.00	-	4,08,717.00	4,08,717.00	-
42	Foetal Liver	Dr. Kale	Foetal Liver-D.B.T.	2,00,404.05	-	-	2,00,404.05	-	-	-	2,00,404.05
43	Current status and management of scientific information relating to Indian environment	Prof. Gadgil	Gadgil/INSA/1376/2013-14-I.N.S.A.	-	40,000.00	-	40,000.00	-	6,860.00	6,860.00	33,140.00
44	STAT3 a key regulator and novel therapeutic target in osteopontin	Dr. Kundu	GK/DST/SR/SO/HS-70/2009-D.S.T.	3,17,798.00	8,00,000.00	-	11,17,798.00	-	14,44,658.00	14,44,658.00	(3,26,860.00)
45	Development of small peptide based nanostructures as vehicles for tumor specific drug	Dr. Kundu	GK/BT/PR2573/NNT/28/534/2011-D.B.T.	(2,43,174.00)	12,83,059.00	-	10,39,885.00	-	10,39,259.00	10,39,259.00	626.00
46	Peptide nanoparticle mediated drug / siRNA delivery to tumor vasculature suppresses	Dr. Kundu	GK/BT/PR3021/NNT/28/541/2011-D.B.T.	(5,04,258.00)	23,73,000.00	-	18,68,742.00	84,822.00	22,28,447.00	23,13,269.00	(4,44,527.00)
47	Therapeutic Application of targeted shRNA based libraries in treatment of breast & prostate cancer	Dr. Kundu	GK/BT/PR-4569/AGR/36/36/711/2012-D.B.T.	76,89,017.00	18,72,800.00	-	95,61,817.00	25,16,763.00	46,92,497.00	72,09,260.00	23,52,557.00
48	Gold nanostructures polymeric nano particles for breast cancer therapy	Dr. Kundu	GK/BT/PR12865/NNT/28/443/2009-D.B.T.	(2,80,446.00)	9,77,500.00	-	6,97,054.00	-	6,97,054.00	6,97,054.00	-
49	NASI Senior Scientist Platinum Jubilee Fellowship	Dr. Mishra	GM/NAS/296/10/2013-14-N.A.S.	-	4,60,000.00	-	4,60,000.00	-	2,19,917.00	2,19,917.00	2,40,083.00
50	Role of chemokine & its receptors in the pathogenesis & regulation of autoimmunity	Dr. Lal	GL/BT/RLF/Re-entry/41/2011-16-D.B.T.	3,67,516.00	15,78,915.00	-	19,46,431.00	-	19,88,635.00	19,88,635.00	(42,204.00)
51	CCR6 as a therapeutic target to control inflammation and autoimmunity	Dr. Lal	GL/BT/03/IYBA/2011-14-D.B.T.	1,38,619.00	8,55,000.00	-	9,93,619.00	1,63,440.00	10,03,090.00	11,66,530.00	(1,72,911.00)
52	Cellular and molecular mechanism of CD4 T cell and endothelial cell interaction	Dr. Lal	GL/BT/PR4610/MED/30/720/2012-D.B.T.	15,66,317.00	-	-	15,66,317.00	-	10,64,585.00	10,64,585.00	5,01,732.00
53	HLRC	Dr. Mojamdar	HLRC	23,739.00	-	-	23,739.00	-	23,739.00	23,739.00	-
54	Novel Strategies to combat leishmaniasis	Dr. Saha	Novel Strategies-I.C.M.R.	3,30,339.00	2,65,457.00	-	5,95,796.00	-	73,715.00	73,715.00	5,22,081.00
55	Biliary Duct Stem Cells replacement therapy in diabetes	Dr. Hardikar	Indo-Uk-DST/INT/UKIERI/SA/P-4/2008-D.S.T.	3,95,246.00	-	-	3,95,246.00	-	3,95,246.00	3,95,246.00	-
56	Training Programme	Dr. Limaye	Indu Health-I.H.R.F.	1,21,070.00	-	-	1,21,070.00	-	1,21,070.00	1,21,070.00	-
57	Studying the effect of oral feeding of nutraceuticals	Dr. Limaye	LL/BT/PR4930/31/13-15-D.B.T.	-	14,79,200.00	-	14,79,200.00	88,690.00	11,27,028.00	12,15,718.00	2,63,482.00
58	Evaluation of the effect of apoptotic on ex vivo expansion	Dr. Limaye	LL/DLS/48222/LSRB-262/13-16-D.R.D.O.	-	8,16,580.00	-	8,16,580.00	-	9,41,258.00	9,41,258.00	(1,24,678.00)
59	Isolation, purification and characterization of active compounds in the extract	Dr. Wani	Isolation-N.I.O.	(5,000.00)	-	-	(5,000.00)	-	-	-	(5,000.00)
60	Exploring the functional connection between par polarity proteins and NUP358 in cell polarity	Dr. Joseph	JJ/BT/PR-727-BRB-D.B.T.	10,20,381.00	9,76,500.00	-	19,96,881.00	-	12,10,774.00	12,10,774.00	7,86,107.00
61	Regulation of RNA Metabolism by dihevelled, a critical player of signalling	Dr. Joseph	JJ/BT/PR14537/BRB/10/856/2010-D.R.T.	(2,51,349.00)	17,66,307.00	-	15,14,958.00	-	27,67,467.00	27,67,467.00	(12,52,509.00)
62	Inspire Faculty Award	Dr. J Singh	JS/DST/INS. AWARDS/2012-D.S.T.	16,44,516.00	-	-	16,44,516.00	1,91,760.00	10,85,697.00	12,77,457.00	3,67,059.00




No.	Name of the project	Name of P.I.	Funding Agency	Opp. Bal.	Additions			Utilization/Expenditure			Balance
					Grants Recd.	Interest & Other Receipts	Total	Capital	Revenue	Total	
				A	B	C	A+B+C			D	A+B+C-D
63	Generation of mesenchymal stem cells from human umbilical cord tissues	Dr. Limaye	LL/DAE/37B/14/BRNS/951-D.A.E.	28,135.00	7,24,862.00	-	7,52,997.00	-	7,35,544.00	7,35,544.00	17,453.00
64	Dissecting CD-40L-CD40 mediated signaling pathway in HIV Infection	Dr. Mitra	Medicated-D.B.T. & I.C.M.R.	1,51,752.00	-	-	1,51,752.00	-	1,51,752.00	1,51,752.00	-
65	Studies on role of Osteopontin in regulation of transcription factor	Dr. Kundu	Metastasis-D.S.T.	96,595.00	-	-	96,595.00	-	96,595.00	96,595.00	-
66	GK/NIF/PARTNERSHIP AWARD 2013	Dr. Kundu		-	50,000.00	-	50,000.00	-	50,000.00	50,000.00	-
67	Molecular characterization of microbial & invertebrate diversity of Indian west coast	Dr. Shouche	Microbiols-D.B.T.	60,095.00	-	-	60,095.00	-	60,095.00	60,095.00	-
68	Relationship between obesity & cancer, its ramifications in cancer progression & chemotherapy	Dr. Bhat	MB/SR/SO/HS-136/2012-S.E.R.B.	-	11,00,000.00	-	11,00,000.00	-	8,58,314.00	8,58,314.00	2,41,686.00
69	C V Raman Fellowship	Dr. Bhat	MB/DST/CVRF/2012-D.S.T.	-	1,60,000.00	-	1,60,000.00	-	1,60,000.00	1,60,000.00	-
70	Elucidation of molecular mechanism of transcriptional gene silencing	Dr. Santra	MS/BT/HRD/35/09/2009-D.B.T.	8,78,759.00	-	-	8,78,759.00	-	14,72,397.00	14,72,397.00	(5,93,638.00)
71	Molecular characterization in the expression of mRNAs	Dr. Manas	MS/BT/152/NE/2011-14-D.B.T.	1,41,800.00	6,21,000.00	-	7,62,800.00	8,01,759.00	6,83,937.00	14,85,696.00	(7,22,896.00)
72	Understanding the role of FBX031 in replicative senescence. (RYGI)	Dr. Manas	MS/BT-6690/GBD/27/475/2012-D.B.T.	-	23,00,000.00	-	23,00,000.00	82,056.00	7,83,295.00	8,65,351.00	14,34,649.00
73	Identification of novel tumor suppressor genes through screening of secretome	Dr. Manas	MS/SR/SO/BB-0100/2012-S.E.R.B.	-	19,00,000.00	-	19,00,000.00	7,380.00	4,38,373.00	4,45,753.00	14,54,247.00
74	Understanding the role of Poly (ADP-ribose)	Dr. Rajawat	MS/BT/Bio-Care/01/491/2011-12-D.B.T.	-	9,80,000.00	-	9,80,000.00	-	3,21,427.00	3,21,427.00	6,58,573.00
75	Multipotent	Dr. Mishra & Others	BT/PR-5758/MED/14/687/2005-D.B.T.	28,28,467.00	-	-	28,28,467.00	-	7,742.00	7,742.00	28,20,725.00
76	Studies on understanding the role of IL-3 in regulation of human osteoclast	Dr. Wani	MW/BT/HRD/34/01/2009-D.B.T.	997.00	-	-	997.00	-	-	-	997.00
77	An Insertional Mutagenesis System to Identify Epigenetic Factors	Dr. Lenka	NL/BT/MUTAGENCIES (INDO-AUS)/2011-D.B.T.	48,60,476.00	28,19,000.00	-	76,79,476.00	13,31,226.00	18,66,398.00	31,97,624.00	44,81,852.00
78	Role of Prostate apoptosis response-4	Dr. P Shastry	PS/ICMR/53/6/2010-BMS-I.C.M.R.	(72,686.00)	-	-	(72,686.00)	-	7,69,903.00	7,69,903.00	(8,42,589.00)
79	Regulation of HIV-1 LTR mediated transcription by MAR binding protein SMAR1	Dr. Samit	Regulation-D.B.T.	1,10,981.00	-	-	1,10,981.00	-	1,10,981.00	1,10,981.00	-
80	Research cum training for DRDO programme	Dr. Shouche	Research-D.B.T.	6,06,400.00	-	-	6,06,400.00	-	6,06,400.00	6,06,400.00	-
81	Ramanujan Fellowship	Dr. Radha	RC/SERB/RJN-48/2012-17-S.E.R.B.	7,76,714.00	7,00,000.00	-	14,76,714.00	-	16,08,417.00	16,08,417.00	(1,31,703.00)
82	Reconstitution and structural studies on Nup93-Nup205	Dr. Radha	RC/SB/SO/BB-0030/2013-S.E.R.B.	-	20,00,000.00	-	20,00,000.00	8,98,000.00	10,37,619.00	19,35,619.00	64,381.00
83	Investigation of anti-angiogenic efficacy/protency	Dr. Sitaswad	Sandhya/SR/SO/BB-0119/2012-S.E.R.B.	-	20,00,000.00	-	20,00,000.00	-	8,53,643.00	8,53,643.00	11,46,357.00
84	SB/BT/IC/Japan	Dr. Bapat	SB/BT/IC/Japan(CE)/09/2010-D.P.T.	12,61,956.00	-	-	12,61,956.00	-	21,73,849.00	21,73,849.00	(9,11,893.00)




No.	Name of the project	Name of P.I.	Funding Agency	Opg. Bal.	Additions			Utilization/Expenditure			Balance
					Grants Recd.	Interest & Other Receipts	Total	Capital	Revenue	Total	
				A	B	C	A+B+C			D	A+B+C-D
85	Cancer genomics and proteomics	Dr. Bapat	SB/BT/MED/CDEG/CD B/WORKSHOP-D.B.T.	7,300.00	-	-	7,300.00	-	7,300.00	7,300.00	-
86	Molecular pathways regulating ovarian cancer cell plasticity & stemcell properties	Dr. Bapat	SB/BT/INDO-AUS/06/03/2011-D.B.T.	26,07,065.00	17,39,000.00	-	43,46,065.00	-	25,45,229.00	25,45,229.00	18,00,836.00
87	Regulation of T cell development and differentiation	Dr. Samit	SC/BT/PR-14746/BRB/10/899/2010-D.B.T.	4,37,782.00	8,53,500.00	-	12,91,282.00	-	11,51,727.00	11,51,727.00	1,39,555.00
88	Coordinated role of SMAR1 and p53 in tumorigenesis and apoptosis	Dr. Samit	SC/BT-11381/MED/30/139/2008-D.B.T.	(5,06,231.00)	10,00,000.00	-	4,93,769.00	-	10,24,233.00	10,24,233.00	(5,30,464.00)
89	J C Bose Fellowship	Dr. Samit	SB/S2/JCB-06/2013-S.E.R.B.	-	13,60,000.00	-	13,60,000.00	-	12,18,928.00	12,18,928.00	1,41,072.00
90	Regulation of CD44 splicing by tumor suppressor SMAR1	Dr. Samit	SC/BT/PR-3624-D.B.T.	4,04,342.00	-	-	4,04,342.00	-	6,99,168.00	6,99,168.00	(2,94,826.00)
91	ATM dependant DNA damage repair by tumor suppression SMAR1	Dr. Samit	SC/CSIR/37(1572)/EMI-II-2012-15-C.S.I.R.	2,76,667.00	-	-	2,76,667.00	-	7,16,761.00	7,16,761.00	(4,40,094.00)
92	Evaluation of antidiabetic potential of spirulina platensis in fructose induced type 2 diabetes	Dr. Sandhya	SERC FAST TRACK-SR/FT/LS-093/2007 - D.S.T.	95,063.00	1,03,919.00	-	1,98,982.00	-	1,98,982.00	1,98,982.00	-
93	Mycobacterium Tuberculosis : bioinformatic and structural strategies towards treatment	Dr. Mande	SM/BT/NEW-INDIGO/18/2010-12-D.B.T.	22,05,301.00	-	-	22,05,301.00	16,38,308.00	12,26,952.00	28,65,260.00	(6,59,959.00)
94	Construction of regulatory networks in Mycobacterium tuberculosis	Dr. Mande	SM/DST/INT/RFBR/P-89-D.S.T.	(1,96,742.00)	-	-	(1,96,742.00)	-	41,400.00	41,400.00	(2,38,142.00)
95	Metabolomic applications to the identification of new therapeutic targets	Dr. Mande	SM/DST/SPAIN/P-26/2011/2012-15-D.S.T.	2,65,000.00	-	-	2,65,000.00	2,91,967.00	4,03,381.00	6,95,348.00	(4,30,348.00)
96	Discovery of bioactive natural products from microbes	Dr. Mande	SM/BT/47/NE/TBP/2010-D.B.T.	97,008.00	-	-	97,008.00	-	1,47,957.00	1,47,957.00	(50,949.00)
97	Sys TB: A Network Program	Dr. Mande	SM/BT/PR-3260/BRB/2012-17 D.B.T.	(1,47,557.00)	22,65,778.00	-	21,18,221.00	-	15,21,835.00	15,21,835.00	5,96,386.00
98	TB Omics: An Omics Approach	Dr. Mande	SM/BT/IN/NEW INDIGO/05/SB D.B.T.	-	30,87,000.00	-	30,87,000.00	20,04,300.00	2,72,571.00	22,76,871.00	8,10,129.00
99	Durg Target Identification	Dr. Singh	SS/BT/PR-3140/BID/7/379/2011 D.B.T.	1,60,865.00	-	-	1,60,865.00	-	2,30,831.00	2,30,831.00	(69,966.00)
100	Systems Biology of Metabolic Network	Dr. Singh	SS/BT/PR-6037/GBD/27/372/2012 D.B.T.	2,52,324.00	-	-	2,52,324.00	-	2,41,920.00	2,41,920.00	10,404.00
101	Systems and synthetic biology for Leishmania	Dr. Singh	SS/SB/FT/LS-400/2012-S.E.R.B.	-	14,00,000.00	-	14,00,000.00	9,78,364.00	3,08,013.00	12,86,377.00	1,13,623.00
102	An attractive and promising strategy of Cancer	Dr. Rapole	BT/IN/NEW INDIGO/2012-15 D.B.T.	45,00,000.00	12,59,000.00	-	57,59,000.00	34,12,323.00	11,69,568.00	45,81,891.00	11,77,109.00
103	Identification and characterization of novel potential biomarkers	Dr. Rapole	BT/PR-4152/BRB/10/1003-D.B.T.	-	9,44,800.00	-	9,44,800.00	-	7,07,715.00	7,07,715.00	2,37,085.00



No.	Name of the project	Name of P.I.	Funding Agency	Opp. Bal.	Additions Grants Recd.	Interest & Other Receipts	Total	Utilization/Expenditure		Total	Balance
								Capital	Revenue		
				A	B	C	A+B+C			D	A+B+C-D
104	Metabolomic Profiling	Dr. Rapole	BT/PR-6384/GBD/27/409/2012-D.B.T.	-	15,50,400.00	-	15,50,400.00	7,68,234.00	6,43,322.00	14,11,556.00	1,38,844.00
105	Silencing Osteropontin and its downstream oncogenic	Dr. Kundu	Silencing-D.B.T.	(23,424.00)	23,500.00	-	76.00	-	76.00	76.00	-
106	Suspense A/c			6,93,250.00	-	-	6,93,250.00	-	6,93,250.00	6,93,250.00	-
107	Swedish Research Council	Dr. Shouche		4,85,480.00	-	-	4,85,480.00	-	4,85,480.00	4,85,480.00	-
108	Development of molecular techniques	Dr. Shouche	Techniques-D.B.T.	24,911.00	-	-	24,911.00	-	24,452.00	24,452.00	459.00
109	Spatio temporal expression of SMAR-1 and cux in the developing nervous system	Dr. Samit	Temporal-I.C.M.R.	(12,110.00)	-	-	(12,110.00)	-	-	-	(12,110.00)
110	Travel grant			10.00	1,00,000.00	-	1,00,010.00	-	1,00,010.00	1,00,010.00	-
111	Role of osteopontin, a chemikine like protein	Dr. Kundu	Tumor-D.B.T.	5,61,620.00	-	-	5,61,620.00	-	5,61,620.00	5,61,620.00	-
112	Role of Protein disulfide in glucose stimulated insulin biosynthesis	Dr. Seshadri	VS/BT/PR-14109/2011-14-D.B.T.	1,35,706.78	8,96,710.00	-	10,32,416.78	-	11,25,790.00	11,25,790.00	(93,373.22)
113	Wellcome Trust	Dr. Galande		49,669.00	-	-	49,669.00	-	-	-	49,669.00
114	A Study to determine the safety and the efficacy of extracellular matrix	Dr. Kale	VK/DAE/37B/26/BRNS/2011-14-D.A.E.	2,07,285.00	8,09,472.00	-	10,16,757.00	-	4,96,150.00	4,96,150.00	5,20,607.00
115	Effect of Hematopiesis Regulatory Factors	Dr. Kale	VK/BT/PR14036/MED/31/101/2010-D.B.T.	4,59,226.00	2,05,000.00	-	6,64,226.00	-	9,60,288.00	9,60,288.00	(2,96,062.00)
116	The Role, and mechanisms, of Free Radical Scavengers	Dr. Kale	VK/BT/PR-4227/MED/31/141/2011-D.B.T.	17,88,564.00	21,17,800.00	-	39,06,364.00	-	22,33,691.00	22,33,691.00	16,72,673.00
117	Wellcome Trust Dr.Sahu	Dr. Sahu	Wellcome Trust Dr.Sahu	4,28,697.69	-	-	4,28,697.69	-	4,28,697.69	4,28,697.69	-
118	Small intestinal and whole gut metagenome in patients with celiac disease	Dr. Shouche	YS/BT/PR-14956/FNS/20/497/2010	7,41,019.00	-	-	7,41,019.00	5,27,122.00	3,54,122.00	8,81,244.00	(1,40,225.00)
119	The Origins and process of microbiota development	Dr. Shouche	YS/BT/IN/FINLAND/10/YSS/2011-D.B.T.	3,84,202.00	8,61,000.00	-	12,45,202.00	-	3,55,349.00	3,55,349.00	8,89,853.00
120	Screening of bio-molecules from bacterial diversity	Dr. Shouche	YS/BT/PR1489/NDB/39/205/2011-D.B.T.	(5,35,618.00)	35,91,253.00	-	30,55,635.00	-	31,30,080.00	31,30,080.00	(74,445.00)
121	Pune Microbiome Study	Dr. Shouche	YS/BT/PR3461/BRB/10/968/2011-D.B.T.	-	32,66,800.00	-	32,66,800.00	-	33,41,132.00	33,41,132.00	(74,332.00)
122	Inventory and bio-prospecting of marine invertebrates of the Maharashtra coast	Dr. Shouche	YS/MS/RGSTC/File2007/DPP-054-I.C.M.R.	-	6,47,000.00	-	6,47,000.00	-	-	-	6,47,000.00
123	Molecular assessment of bacterial community structure	Dr. Shouche	YS/DST/SR/SO/PS-08/09/B-D.S.T.	1,51,446.00	-	-	1,51,446.00	-	1,51,446.00	1,51,446.00	-
124	DBT JRF Cell			5,32,52,497.00	9,57,83,430.75	-	14,90,35,927.75	-	11,67,38,809.00	11,67,38,809.00	3,22,97,118.75
125	CSIR			(60,00,995.05)	1,06,35,998.00	-	46,35,002.95	-	1,47,59,599.00	1,47,59,599.00	(1,01,24,596.05)
126	DBT JRF PROG.			(2,54,781.00)	28,36,775.00	-	25,81,994.00	-	23,32,434.00	23,32,434.00	2,49,560.00
127	GK/DBT/PR-12730	Dr. Kundu		(2,24,482.00)	-	-	(2,24,482.00)	-	2,34,371.00	2,34,371.00	(4,58,853.00)
128	ICMR			(8,34,114.02)	18,76,484.00	-	10,42,369.98	-	32,61,370.00	32,61,370.00	(22,19,000.02)
129	Indo Thiland			(4,707.00)	-	-	(4,707.00)	-	-	-	(4,707.00)



No.	Name of the project	Name of P.I.	Funding Agency	Opg. Bal.	Additions		Total	Utilization/Expenditure		Total	Balance
					Grants Recd.	Interest & Other Receipts		Capital	Revenue		
				A	B	C	A+B+C			D	A+B+C-D
130	Virtual centre of excellence on multidisciplinary approaches aimed at interventions against Mycobacterium tuberculosis	Dr. Mande	SM/BT/01/07/02/2008-13 - D.B.T.	(1,23,000.00)	10,21,000.00	-	8,93,000.00	-	4,35,339.00	4,35,339.00	4,57,361.00
131	U.G.C.			(65,65,304.00)	-	-	(65,65,304.00)	-	1,05,10,962.00	1,05,10,962.00	(1,70,76,266.00)
132	UNRAVELLING	Dr. Shiras	BT/PR10557/MED/31/29/2008 - D.B.T.	(4,54,139.00)	4,73,500.00	-	19,361.00	-	19,361.00	19,361.00	-
133	Snake			(6,400.00)	-	-	(6,400.00)	-	-	-	(6,400.00)
134	Structure base Drug Designing (SBDD)			-	-	-	-	-	1,57,063.00	1,57,063.00	(1,57,063.00)
135	C.S.I.R. - R.A.			-	-	-	-	-	2,90,400.00	2,90,400.00	(2,90,400.00)
136	D.S.T.-Inspire Fellowship			-	3,14,400.00	-	3,14,400.00	-	1,67,307.00	1,67,307.00	1,47,093.00
137	Systems Biology of Global Regulatory Networks: Unravelling Sequence Features in Promoters that Dictate Tissue-Specificity of Gene Expression	Dr. Galande	Network - BT/PR7594/BRB/10/490/2006 - D.B.T.	(2,33,190.00)	-	-	(2,33,190.00)	-	(2,33,190.00)	(2,33,190.00)	-
138	Travel Grant CD-318			-	1,37,490.00	-	1,37,490.00	-	93,090.00	93,090.00	44,400.00
139	Characterization of angiogenic factor(s) from the perivitelline fluid of Indian horsehoe crab embryos	Dr. Galande	Fluid - BT/PR6811/AAQ/03/262/2005 - D.B.T.	(2,08,867.00)	-	-	(2,08,867.00)	-	(2,08,867.00)	(2,08,867.00)	-
140	DBT-Ramalingaswamy Fellows Conclave2013			-	22,13,379.00	-	22,13,379.00	-	22,99,114.00	22,99,114.00	(85,735.00)
Total				13,95,24,194.20	23,95,45,409.75	9,01,470.20	37,99,71,074.15	3,93,15,368.00	27,76,99,077.69	31,70,14,445.69	6,29,56,628.46




NATIONAL CENTRE FOR CELL SCIENCE, PUNE - 411 007.

SCHEDULES FORMING PART OF BALANCE SHEET AS ON 31.03.2014

SCHEDULE 4 - CURRENT-LIABILITIES

Particulars	Amount (Rs.)	
	2013-14	2012-13
Canteen Deposit	10,000.00	10,000.00
EMD	36,04,970.00	43,14,970.00
Gardening Contract Deposit	30,000.00	30,000.00
Laundry Deposit	500.00	500.00
Security Deposit	21,59,844.00	9,65,254.00
Tele. Deposit	3,164.00	3,164.00
Provision for Consumable	60,75,809.69	
For Leave Encashment & Gratuity	8,22,43,558.12	8,22,43,558.12
Provision for Charity Commissioner	1,34,620.00	1,34,620.00
Provision for Electricity & Power	35,15,180.00	33,28,180.00
Provision for Works on Contract	13,38,847.00	11,40,854.00
Provision of Auditors Fee	30,000.00	30,000.00
Grand Total	9,91,46,492.81	9,22,01,100.12



NATIONAL CENTRE FOR CELL SCIENCE, PUNE - 411 007.

SCHEDULES FORMING PART OF BALANCE SHEET AS ON 31.03.2014

(Amount-Rs.)

SCHEDULE- 5		GROSS BLOCK				DEPRECIATION				NET BLOCK	
FIXED ASSETS											
DESCRIPTION	Rate	As at begin- ning of the year	Additions during the year	Deduction during the year	Cost valua tion at the year-end	As at the beginning of the year	Additions during the year	Deduction during the year	Total up to the Year-end	As at the Current year-end	As at the Previous year-end
A. FIXED ASSETS:											
1. BUILDINGS:	5%										
a> Jopasana		60,26,554.30	-	-	60,26,554.30	25,98,649.63	1,71,395.23	-	27,70,044.86	32,56,509.44	34,27,904.67
b> Jidyasa		69,14,265.25	-	-	69,14,265.25	29,81,430.63	1,96,641.73	-	31,78,072.36	37,36,192.89	39,32,834.62
c> University Campus		15,41,77,295.46	-	-	15,41,77,295.46	6,64,66,035.03	43,85,563.02	-	7,08,51,598.05	8,33,25,697.41	8,77,11,260.43
2.Furniture & Fixtures	18.10%	3,16,58,839.73	69,41,394.00	-	3,86,00,233.73	2,30,45,586.17	2194777.77	-	2,52,40,363.94	1,33,59,869.79	86,13,253.56
3.Library Books	20%	7,06,22,440.31	29,81,935.00	-	7,36,04,375.31	4,94,77,103.76	4536218.81	-	5,40,13,322.57	1,95,91,052.74	2,11,45,336.55
4.Equipment	13.91%										
a> Institute		1,11,44,61,983.78	4,93,88,739.00	2,00,33,324.40	1,14,38,17,398.38	57,84,98,205.33	77029895.18	-	65,55,28,100.51	48,82,89,297.87	51,85,51,112.19
b> Fetal Liver project		2,00,000.00	-	-	2,00,000.00	1,61,495.58	5355.96	-	1,66,851.54	33,148.46	38,504.42
5.Vehicles	25.89%	13,11,895.00	-	-	13,11,895.00	12,26,403.09	22133.86	-	12,48,536.95	63,358.05	85,491.91
Total of current year		1,38,53,73,273.83	5,93,12,068.00	2,00,33,324.40	1,42,46,52,017.43	72,44,54,909.22	8,85,41,981.56	0.00	81,29,96,890.78	61,16,55,126.65	64,35,05,698.35
B. Capital W.I.P											
a> University Campus											
Exp. Through DAE											
Phase I+II		23,79,75,000.00	0.00	-	23,79,75,000.00	-	-	-	-	23,79,75,000.00	23,79,75,000.00
A.C.Plant		76,10,000.00	0.00	-	76,10,000.00	-	-	-	-	76,10,000.00	76,10,000.00
Building		2,82,66,251.00	1,90,26,187.00	-	4,72,92,438.00	-	-	-	-	4,72,92,438.00	2,82,66,251.00
TOTAL		1,65,92,24,524.83	7,83,38,255.00	2,00,33,324.40	1,71,75,29,455.43	72,44,54,909.22	8,85,41,981.56	0.00	81,29,96,890.78	90,45,32,564.65	91,73,56,949.35

Note: The aforesaid expenditure is incurred out of Govt. Grants, disposal of which is subject to conditions attached to these Grants



NATIONAL CENTRE FOR CELL SCIENCE, PUNE - 411 007.

SCHEDULES FORMING PART OF BALANCE SHEET AS ON 31.03.2014

SCHEDULE 6 - INVESTMENTS - OTHERS

Particulars	Amount (Rs.)	
	2013-14	2012-13
Bank Fixed Deposit	1,000.00	1,000.00
Grand Total	1,000.00	1,000.00




NATIONAL CENTRE FOR CELL SCIENCE, PUNE - 411 007.

SCHEDULES FORMING PART OF BALANCE SHEET AS ON 31.03.2014

SCHEDULE 7 - CURRENT ASSET LOAN AND ADVANCES

Particulars	Amount (Rs.)	
	2013-14	2012-13
CURRENT ASSET		
Cash-in-hand	50,000.00	50,000.00
Axis BANK	67,53,950.00	8,95,607.00
Bank of India - 4911	1,39,10,663.60	2,73,23,833.57
CD-83		34,95,534.99
SBI(Custom Duty)		4,22,633.00
Wellcome Trust(10777)-Dr. Sahu	4,46,016.69	4,28,697.69
Wellcome Trust(12700)-Dr. Galande	49,669.00	49,669.00
Bank Of India(4912)	3,59,65,476.15	2,92,87,666.95
CD-318	2,10,970.80	9,28,24,147.89
SBI,PUNE(DBT JRF CELL)	3,22,97,118.75	5,32,52,497.00
TOTAL (A)	8,96,83,864.99	20,80,30,287.09
PROVISION FOR LEAVE ENCASHMENT AND GRATUITY	8,22,43,558.12	8,22,43,558.12
TOTAL (B)	8,22,43,558.12	8,22,43,558.12
LOAN AND ADVANCES		
Advances for Compressor for AC Plant	43,90,000.00	43,90,000.00
Advances to DAE-University Campus	60,00,000.00	60,00,000.00
Equipment-Security Deposit	38,663.60	38,663.60
Gas Deposit	49,650.00	49,650.00
MSED Deposit	59,58,095.00	59,58,095.00
Telephone Deposit	1,21,701.00	1,21,701.00
Computer Advance	4,30,672.00	4,89,288.00
Medical Aid Ranjita Devi		18,20,372.00
Staff Festival Advance	1,00,125.00	1,11,750.00
Staff House Building Advance	3,95,215.00	5,37,403.00
Staff Medical Advance	2,832.00	2,832.00
Staff Vehicle Advance	3,08,190.00	2,58,973.00
TOTAL (C)	1,77,95,143.60	1,97,78,727.60
Grand Total	18,97,22,566.71	31,00,52,572.81




NATIONAL CENTRE FOR CELL SCIENCE, PUNE - 411 007.

SCHEDULES FORMING PART OF BALANCE SHEET AS ON 31.03.2014

SCHEDULE 8 - INCOME FROM SALES/SERVICE

Amount (Rs.)

Particulars	Amount (Rs.)	
	2013-14	2012-13
Cell Line Handling	16,46,583.00	16,44,124.00
FACS Analysis Charges	97,370.00	1,32,303.00
Sale of Scrap	8,92,100.00	230.00
Grand Total	26,36,053.00	17,76,657.00




NATIONAL CENTRE FOR CELL SCIENCE, PUNE - 411 007.

SCHEDULES FORMING PART OF BALANCE SHEET AS ON 31.03.2014

SCHEDULE 9 - GRANTS/SUBSIDIES

Particulars	Amount (Rs.)	
	2013-14	2012-13
GRANTS/SUBSIDIES	23,00,00,000.00	25,50,00,000.00
Grand Total	23,00,00,000.00	25,50,00,000.00



NATIONAL CENTRE FOR CELL SCIENCE, PUNE - 411 007.

SCHEDULES FORMING PART OF BALANCE SHEET AS ON 31.03.2014

SCHEDULE 10 - FEES/SUBSCRIPTIONS

Particulars	Amount (Rs.)	
	2013-14	2012-13
Tender Fees	1,37,000.00	4,92,000.00
Grand Total	1,37,000.00	4,92,000.00



NATIONAL CENTRE FOR CELL SCIENCE, PUNE - 411 007.

SCHEDULES FORMING PART OF BALANCE SHEET AS ON 31.03.2014

SCHEDULE 11 - INTEREST EARNED

Amount (Rs.)

Particulars	2013-14	2012-13
Interest Earned	14,26,445.04	74,10,768.87
Interest On Computer Adv.	56,580.00	12,491.00
Interest On HBA	19,548.00	19,548.00
Interest On Vehicle	42,499.00	21,150.00
Grand Total	15,45,072.04	74,63,957.87




NATIONAL CENTRE FOR CELL SCIENCE, PUNE - 411 007.

SCHEDULES FORMING PART OF BALANCE SHEET AS ON 31.03.2014

SCHEDULE 12 - OTHER INCOME

Particulars	Amount (Rs.)	
	2013-14	2012-13
Guest House\ Hostel Fees	1,28,040.00	1,34,403.00
Income Tax Refund	40,910.00	1,22,200.00
Ph.D Fees	17,37,210.00	18,72,301.00
Structure Based Drug Design Workshop	65,000.00	
Bhatnagar Award		5,40,000.00
Grand Total	19,71,160.00	26,68,904.00



NATIONAL CENTRE FOR CELL SCIENCE, PUNE - 411 007.

SCHEDULES FORMING PART OF BALANCE SHEET AS ON 31.03.2014

SCHEDULE 13 - ESTABLISHMENT EXPENSES

Particulars	Amount (Rs.)	
	2013-14	2012-13
Salaries	9,41,32,290.00	9,85,86,589.50
Bonus	3,82,135.00	6,17,125.00
Contribution to Provident Fund	1,64,00,031.00	79,43,206.00
Grand Total	11,09,14,456.00	10,71,46,920.50



NATIONAL CENTRE FOR CELL SCIENCE, PUNE - 411 007.

SCHEDULES FORMING PART OF BALANCE SHEET AS ON 31.03.2014

SCHEDULE 14 - OTHER ADMINISTRATIVE EXPENSES

Particulars	Amount (Rs.)	
	2013-14	2012-13
Consumables	5,53,99,853.00	8,15,28,478.00
Contingencies	1,38,78,117.00	1,68,37,612.00
TA-DA	44,10,246.00	34,86,631.00
Work On Contract	1,72,06,586.00	1,51,36,477.00
Rent Rates and Taxes	4,12,73,290.00	4,36,08,345.00
Service Tax Paid(Proj)	(50,623.00)	-
Bank Charges	5,351.00	1,024.00
Grand Total	13,21,22,820.00	16,05,98,567.00



NATIONAL CENTRE FOR CELL SCIENCE, PUNE - 411 007.

RECEIPT AND PAYMENT FOR THE YEAR ENDED 31.03.2014

Receipts		Amount (Rs.)	Payments	Amount (Rs.)
Opening Balance				
Axis Bank		8,95,607.00		
Bank of India -4911		2,73,23,833.57	GENERAL RESERVE	9,20,351.00
CD-83		34,95,534.99	EARMARKED/ENDOWMENT FUND	31,70,14,445.69
SBI(Custom Duty)		4,22,633.00	CURRENT LIABILITIES	90,46,567.00
Wellcome Trust(10777)-Dr. Sahu		4,28,697.69	FIXED ASSET	5,93,12,068.00
Wellcome Trust(12700)-Dr. Galande		49,669.00	FIXED ASSET	1,90,26,187.00
Bank of India-4912		2,92,87,666.95	ESTABLISHMENT EXPENSES	11,09,14,456.00
CD-318		9,28,24,147.89	OTHER ADMINISTRATIVE EXPENSES	13,21,22,820.00
SBI, PUNE(DBT JRF CELL)		5,32,52,497.00	CURRENT ASSETS, LOANS, ADVANCES	6,07,224.00
Cash in hand		50,000.00	Closing Balance	
			Axis Bank	67,53,950.00
CURRENT-LIABILITIES		1,59,91,959.69	Bank of India -4911	1,39,10,663.60
CONSUMABLE PAYABLE		25,90,808.00	Wellcome Trust(10777)-Dr. Sahu	4,46,016.69
			Wellcome Trust(12700)-Dr. Galande	49,669.00
GRANT IN AID/CORPUS FUND		26,00,00,000.00	Bank of India-4912	3,59,65,476.15
CAPITAL	3,00,00,000.00		SBI, PUNE(DBT JRF CELL)	3,22,97,118.75
REVENUE	23,00,00,000.00		Cash in hand	50,000.00
EARMARKED/ENDOWMENT FUND		24,04,46,879.95	CD-318	2,10,970.80
GENERAL RESERVE		52,98,763.91		
INCOME FROM SALES/SERVICE FEES/SUBSCRIPTIONS		26,36,053.00		
INTEREST EARNED		1,37,000.00		
OTHER INCOME		15,45,072.04		
		19,71,160.00		
Total		73,86,47,983.68	Total	73,86,47,983.68

subject to our report of even date
For Marathe Padhye & Athalye
Chartered Accountants


Accounts Officer
NCCS

G. K. Mande

SUNIL M. HINDRE
Officer 'C' (Accounts)
N.C.C.S. Pune-7.

sewanda
*Director
NCCS

शेखर चिं. मांडे, पीएच.डी.
निदेशक, एनसीसीएस, पुणे.
Shekhar C. Mande, Ph.D.
Director, NCCS, Pune.



Padhye

Partner

Schedule-15

NATIONAL CENTRE FOR CELL SCIENCE, PUNE-7

Significant accounting policies

1. Accounting Convention

The financial statements are prepared on the basis of historical cost convention, unless otherwise stated and on the accrual method of accounting.

2. Inventory Valuation

Inventory is valued at cost or realizable value whichever is less.

3. Investments

i. Investments classified as "long term investments" are carried at cost.

4. Fixed Assets

i. Fixed Assets are stated at cost of acquisition inclusive of inward freight, duties and taxes and incidental and direct expenses related to acquisition.

5. Depreciation

i. Depreciation is provided as per rates specified in the Companies Act at W.D.V method, except depreciation on cost adjustments arising on account of conversion of foreign currency liabilities for acquisition of fixed assets, which is amortized over the residual life of the respective assets. Depreciation is provided at half the rate for assets purchased after 30th September.

ii. Assets costing Rs.5000/- or less each are fully provided.

6. Government Grants/Subsidies

i. Government grants of the nature of contribution towards capital cost of setting up projects are treated as capital grants.

ii. Government grants/subsidy's are accounted on realization basis.


7. Foreign Currency Transactions

i. Transactions denominated in foreign currency are accounted at the exchange rate prevailing at the date of the transaction.

8. Retirement Benefits

i. Liability towards gratuity payable on death/retirement of employees is made on the basis of estimated liability to the extent of employees retiring in next five years.

ii. Provision for accumulated leave encashment benefit to the employees is accrued and computed on the assumption that employees are entitled to receive the benefit as at each year end.



SCHEDULE 16-CONTINGENT LIABILITIES AND NOTES ON ACCOUNTS

NATIONAL CENTRE FOR CELL SCIENCE,PUNE-7

1. The accounts are prepared as per the common format of accounts for all Autonomous Institute as per letter No.BT/MED/NCCS/ADMN/2002 dtd. June 10th 2002, of Department of Biotechnology, New Delhi and Comptroller & Auditor General of India letter No.OA-VII(MISC/CORRES/2002-03/1165) dtd. 16th October 2002.
2. As per the standard accounting practices depreciation on the Fixed Assets has been provided from 2002-2003 as per the rates specified in the Companies Act,1956.
3. The Institute has received the Administrative Sanction for Phase II construction, amounting to Rs.1326.84 lakhs (2009.74 lakhs revised as per letter no.BT/MED/NCCS/ADMN/2007 dtd.03.07.2007), for three years. The construction work is in progress, which is shown as capital Work In Progress.

4. Current Assets, Loans and Advances

In the opinion of the management, the current assets, loans and advances have a value on realization in the ordinary course of business, equal at least to the aggregate amount shown in the Balance Sheet.

5. Taxation

In view of there being no taxable income under Income Tax Act 1961, no provision for Income Tax has been considered necessary.

6. Foreign Currency Transactions

i. Value of Imports calculated on C.I.F basis:	
Purchase of finished goods	Nil
Raw materials & components (Incl. transit)Nil	
Capital goods	596.06 lakhs (Approx)
Stores, Spares and consumables	274.00 lakhs "
ii. Expenditure in Foreign currency:	
Travel	Nil
iii. Remittances and Interest payment to	
financial institutions/banks in foreign currency	Nil

